

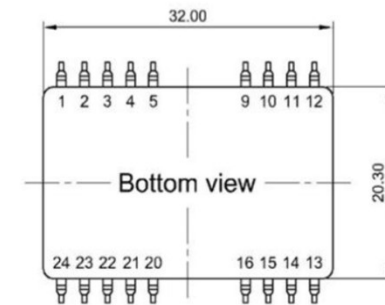
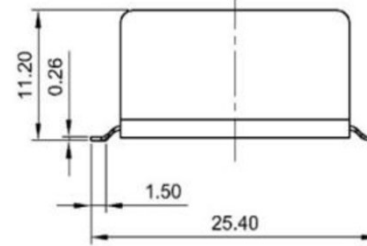
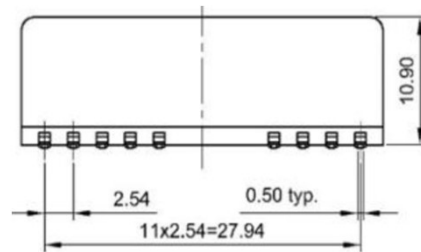
2:1 Input Range 2A10TL Series

10Watt SMD24 Package Single Output, 2kVDC Isolation, Operating Temp. -40to+81°C

型名	入力電圧(V) (入力電圧幅 V)	出力電圧(V)	出力電流(mA)	効率(%)	負荷変動率	リップルノイズ
2A10TL-243.3	24 (18-36)	3.3	2000	85	±0.5% max	100mVp-p max
2A10TL-2405		5	2000	87		
2A10TL-2412		12	833	86		

10Watt SMD24 Package Dual Output, 2kVDC Isolation, Operating Temp. -40to+81°C

型名	入力電圧(V) (入力電圧幅 V)	出力電圧(V)	出力電流(mA)	効率(%)	負荷変動率	リップルノイズ
2A10TL-2412D	24 (18-36)	±12	±416	86	±1.2% max	100mVp-p max



ピン配置:A Pinning

Pin	1	2	3	4	5	6	7	8	9	10	11	12
Single	CTRL*	-Vin	-Vin	NC	NC	No pin	No pin	No pin	NC	NC	NC	NC
Dual	CTRL*	-Vin	-Vin	NC	NC	No pin	No pin	No pin	COM	NC	-Vout	NC
Pin	13	14	15	16	17	18	19	20	21	22	23	24
Single	NC	+Vout	NC	-Vout	No pin	No pin	No pin	NC	NC	+Vin	+Vin	NC
Dual	NC	+Vout	NC	COM	No pin	No pin	No pin	NC	NC	+Vin	+Vin	NC