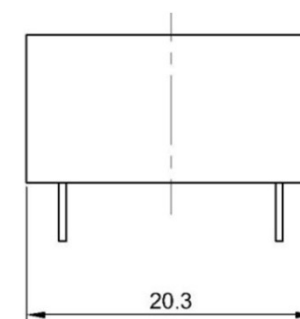
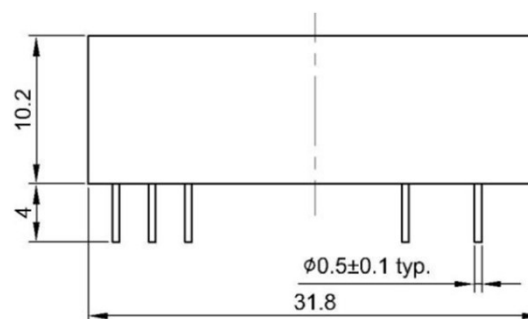
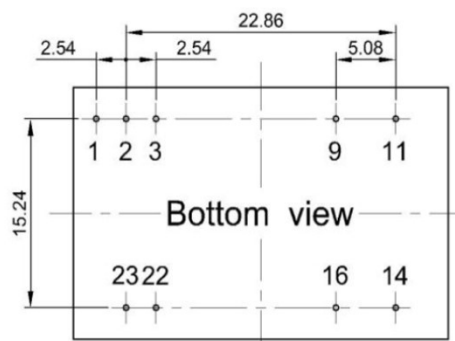


# 2:1 Input Range 2A2.2DL Series

2Watt DIP24 Package Single Output, 1kVDC Isolation, Operating Temp. -40to+105°C

型名	入力電圧(V) (入力電圧幅 V)	出力電圧(V)	出力電流(mA)	効率(%)	負荷変動率	リップルノイズ
2A2.2DL-123.3	12 (9-18)	3.3	600	74	±0.6% Typ	50mVp-p max
2A2.2DL-1209		9	244	78		



## ピン配置

## ピン配置:A Pinning

Pin	1	2	3	4	5	6	7	8	9	10	11	12
Single	CTRL*	-Vin	-Vin	No pin	No pin	No pin	No pin	No pin	NC	No pin	NC	No pin
Pin	13	14	15	16	17	18	19	20	21	22	23	24
Single	No pin	+Vout	No pin	-Vout	No pin	No pin	No pin	No pin	No pin	+Vin	+Vin	No pin

CTRL\*:Option