

# 2:1 Input Range 2A2.2TI Series

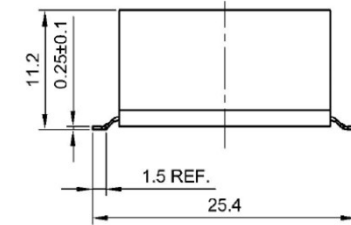
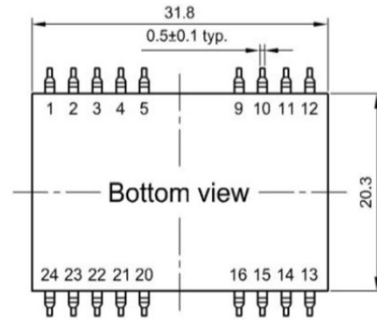

2Watt SMD24 Package Single Output, 1kVDC Isolation, Operating Temp. -40to +105°C

型名	入力電圧(V) (入力電圧幅 V)	出力電圧(V)	出力電流(mA)	効率(%)	負荷変動率	リップルノイズ
2A2.2TI-053.3	5 (4.5-9)	3.3	600	70-78	±0.6% Typ	50mVp-p max
2A2.2TI-0505		5	440	72-80		
2A2.2TI-0509		9	244	74-83		
2A2.2TI-0512		12	184	77-85		
2A2.2TI-0515		15	147	78-85		
2A2.2TI-123.3	12 (9-18)	3.3	600	70-78		
2A2.2TI-1205		5	440	72-80		
2A2.2TI-1209		9	244	74-83		
2A2.2TI-1212		12	184	77-85		
2A2.2TI-1215		15	147	78-85		
2A2.2TI-243.3	24 (18-36)	3.3	600	70-78		
2A2.2TI-2405		5	440	72-80		
2A2.2TI-2409		9	244	74-83		
2A2.2TI-2412		12	184	77-85		
2A2.2TI-2415		15	147	78-85		
2A2.2TI-483.3	48 (36-72)	3.3	600	70-78		
2A2.2TI-4805		5	440	72-80		
2A2.2TI-4809		9	244	74-83		
2A2.2TI-4812		12	184	77-85		
2A2.2TI-4815		15	147	78-85		

# 2:1 Input Range

# 2A2.2TI Series

## 2Watt SMD24 Package Single Output



### ピン配置

### ピン配置:B Pinning

<b>Pin</b>	<b>1</b>	<b>2</b>	<b>3</b>	<b>4</b>	<b>5</b>	<b>6</b>	<b>7</b>	<b>8</b>	<b>9</b>	<b>10</b>	<b>11</b>	<b>12</b>
<b>Single</b>	+Vin	NC	NC	NC	NC	No pin	No pin	No pin	NC	-Vout	+Vout	-Vin
<b>Pin</b>	<b>13</b>	<b>14</b>	<b>15</b>	<b>16</b>	<b>17</b>	<b>18</b>	<b>19</b>	<b>20</b>	<b>21</b>	<b>22</b>	<b>23</b>	<b>24</b>
<b>Single</b>	-Vin	+Vout	-Vout	NC	No pin	No pin	No pin	NC	NC	NC	NC	+Vin