

2:1 Input Range 2A6DL-K8 Series

6Watt DIP24 Package Single Output,8kVDC Isolation, Operating Temp.-40to+85°C

型名	入力電圧(V) (入力電圧幅 V)	出力電圧(V)	出力電流(mA)	効率(%)	負荷変動率	リップルノイズ				
2A6DL-1205K8	12 (9-18)	5	1000	80-82	±0.6% max	200mVp-p max				
2A6DL-1212K8		12	500	82-84						
2A6DL-1215K8		15	400	84-85						
2A6DL-1224K8		24	250	83-85						
2A6DL-2405K8	24 (18-36)	5	1000	80-82			±0.6% max	200mVp-p max		
2A6DL-2412K8		12	500	82-84						
2A6DL-2415K8		15	400	84-85						
2A6DL-2424K8		24	250	83-85						
2A6DL-4805K8	48 (36-72)	5	1000	80-82					±0.6% max	200mVp-p max
2A6DL-4812K8		12	500	82-84						
2A6DL-4815K8		15	400	84-85						
2A6DL-4824K8		24	250	83-85						

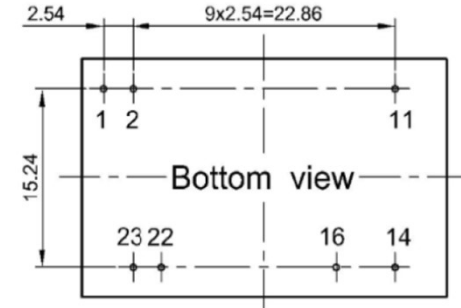
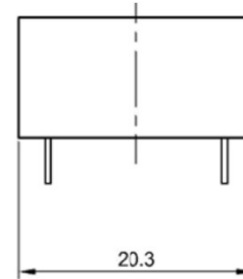
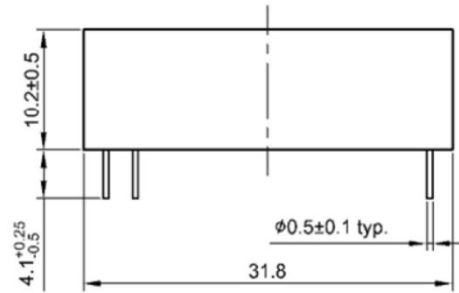
2:1 Input Range 2A6DL-K8 Series

6Watt DIP24 Package Dual Output,8kVDC Isolation, Operating Temp.-40to+85°C

型名	入力電圧(V) (入力電圧幅 V)	出力電圧(V)	出力電流(mA)	効率(%)	負荷変動率	リップルノイズ				
2A6DL-1205DK8	12 (9-18)	±5	±500	80-82	±0.6% Typ	200mVp-p max				
2A6DL-1209DK8		±9	±335	81-83						
2A6DL-1212DK8		±12	±250	81-83						
2A6DL-1215DK8		±15	±200	82-84						
2A6DL-2405DK8	24 (18-36)	±5	±500	80-82			±0.6% Typ	200mVp-p max		
2A6DL-2409DK8		±9	±335	81-83						
2A6DL-2412DK8		±12	±250	81-83						
2A6DL-2415DK8		±15	±200	82-84						
2A6DL-4805DK8	48 (36-72)	±5	±500	80-82					±0.6% Typ	200mVp-p max
2A6DL-4809DK8		±9	±335	81-83						
2A6DL-4812DK8		±12	±250	81-83						
2A6DL-4815DK8		±15	±200	82-84						

2:1 Input Range 2A6DL-K8 Series

6Watt DIP24 Package Single/Dual Output



Pin3,Pin9:Option

ピン配置:A Pinning

Pin	1	2	3	4	5	6	7	8	9	10	11	12
Single	CTRL*	-Vin	-Vin	No pin	No pin	No pin	No pin	No pin	No pin	No pin	NC	No pin
Dual	CTRL*	-Vin	-Vin	No pin	No pin	No pin	No pin	No pin	No pin	No pin	-Vout	No pin

Pin	13	14	15	16	17	18	19	20	21	22	23	24
Single	No pin	+Vout	No pin	-Vout	No pin	No pin	No pin	No pin	No pin	+Vin	+Vin	No pin
Dual	No pin	+Vout	No pin	COM	No pin	No pin	No pin	No pin	No pin	+Vin	+Vin	No pin

CTRL*:Option