

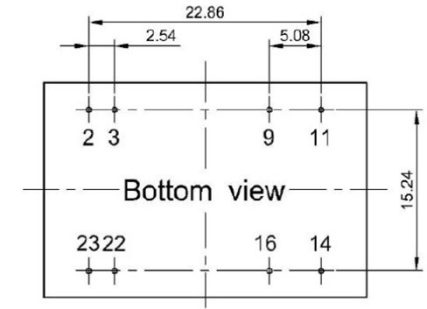
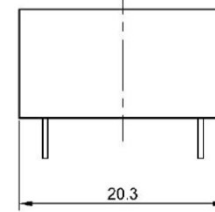
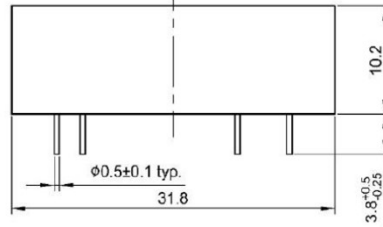
2:1 Input Range 2A6DL Series

6Watt DIP24 Package Single Output, 2kVDC Isolation, Operating Temp. -40to+100°C

型名	入力電圧(V) (入力電圧幅 V)	出力電圧(V)	出力電流(mA)	効率(%)	負荷変動率	リップルノイズ
2A6DL-053.3	5 (4.5-9)	3.3	1200	71.5	±1%	50mVp-p max
2A6DL-0505		5	1200	73	±0.6%	
2A6DL-0509		9	667	77	±0.6%	
2A6DL-0512		12	500	78	±0.6%	
2A6DL-0515		15	400	79	±0.6%	
2A6DL-123.3	12 (9-18)	3.3	1200	71	±1%	
2A6DL-1205		5	1200	73	±0.6%	
2A6DL-1209		9	667	78	±0.6%	
2A6DL-1212		12	500	79	±0.6%	
2A6DL-1215		15	400	80	±0.6%	
2A6DL-243.3	24 (18-36)	3.3	1200	72	±1%	
2A6DL-2405		5	1200	80	±0.6%	
2A6DL-2409		9	667	81	±0.6%	
2A6DL-2412		12	500	82	±0.6%	
2A6DL-2415		15	400	82	±0.6%	
2A6DL-483.3	48 (36-72)	3.3	1200	73	±1%	
2A6DL-4805		5	1200	80	±0.6%	
2A6DL-4809		9	667	81	±0.6%	
2A6DL-4812		12	500	82	±0.6%	
2A6DL-4815		15	400	82	±0.6%	

2:1 Input Range 2A6DL Series

6Watt DIP24 Package Single Output



ピン配置:A Pinning

Pin	1	2	3	4	5	6	7	8	9	10	11	12
Single	No pin	-Vin	-Vin	No pin	No pin	No pin	No pin	No pin	NC	No pin	NC	No pin

Pin	13	14	15	16	17	18	19	20	21	22	23	24
Single	No pin	+Vout	No pin	-Vout	No pin	No pin	No pin	No pin	No pin	+Vin	+Vin	No pin