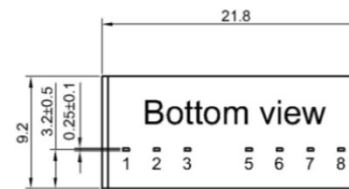
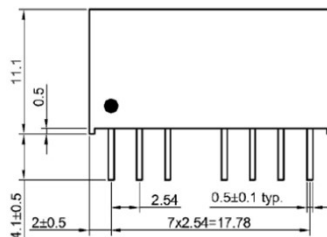



2:1 Input Range 2A6SD Series

6Watt SIP8 Package Single Output, 1.6kVDC Isolation, Operating Temp. -40to+100°C

型名	入力電圧(V) (入力電圧幅 V)	出力電圧(V)	出力電流(mA)	効率(%)	負荷変動率	リップルノイズ
2A6SD-053.3	5 (4.5-9)	3.3	1300	81-83	±1% max	75mVp-p max
2A6SD-0505		5	1200	86-87.5		
2A6SD-0512		12	500	87-88		
2A6SD-0515		15	400	86-88		
2A6SD-123.3	12 (9-18)	3.3	1300	81-83		
2A6SD-1205		5	1200	86-87.5		
2A6SD-1212		12	500	87-88		
2A6SD-1215		15	400	86-88		
2A6SD-243.3	24 (18-36)	3.3	1300	81-83		
2A6SD-2405		5	1200	86-87.5		
2A6SD-2412		12	500	87-88		
2A6SD-2415		15	400	86-88		
2A6SD-483.3	48 (36-72)	3.3	1300	81-83		
2A6SD-4805		5	1200	86-87.5		
2A6SD-4812		12	500	87-88		
2A6SD-4815		15	400	86-88		



ピン配置

Pin	1	2	3	4	5	6	7	8
Single	-Vin	+Vin	CTRL	No pin	Trim	+Vout	-Vout	NC