

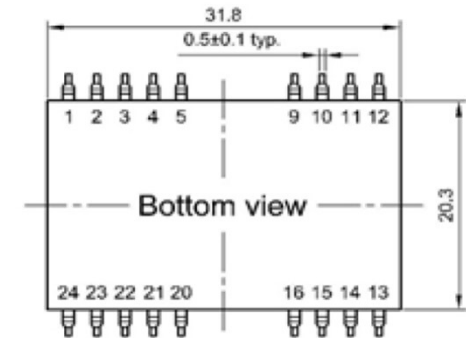
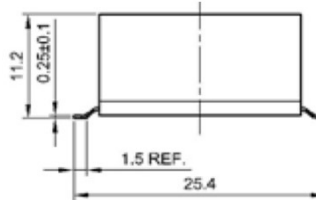
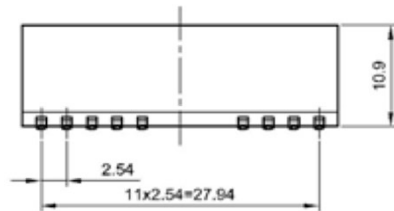

4:1 Input Range 4A3TI Series

3Watt SMD24 Package Single Output, 1kVDC Isolation, Operating Temp. -40to+105°C

型名	入力電圧(V) (入力電圧幅 V)	出力電圧(V)	出力電流(mA)	効率(%)	負荷変動率	リップルノイズ
4A3TI-2405	24 (9-36)	5	600	82	±0.6% max	50mVp-p max
4A3TI-2412		12	250	84		

3Watt SMD24 Package Dual Output, 1kVDC Isolation, Operating Temp. -40to+105°C

型名	入力電圧(V) (入力電圧幅 V)	出力電圧(V)	出力電流(mA)	効率(%)	負荷変動率	リップルノイズ
4A3TI-2405D	24 (9-36)	±5	±300	81	±0.6% max	50mVp-p max
4A3TI-2415D		±15	±100	85		



ピン配置: B Pinning

Pin	1	2	3	4	5	6	7	8	9	10	11	12
Single	+Vin	NC	NC	NC	NC	No pin	No pin	No pin	NC	-Vout	+Vout	-Vin
Dual	+Vin	-Vout	COM	NC	NC	No pin	No pin	No pin	NC	COM	+Vout	-Vin

Pin	13	14	15	16	17	18	19	20	21	22	23	24
Single	-Vin	+Vout	-Vout	NC	No pin	No pin	No pin	NC	NC	NC	-Vout	+Vin
Dual	-Vin	+Vout	COM	NC	No pin	No pin	No pin	NC	NC	COM	-Vout	+Vin