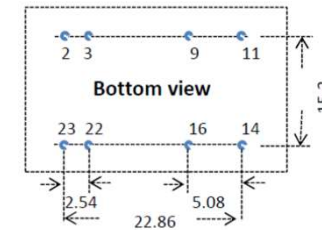
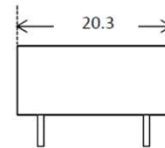
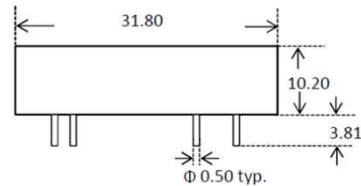


# 4:1 Input Range 4A5DL Series

5Watt DIP24 Package Single Output, 2kVDC Isolation, Operating Temp. -40to+105°C

型名	入力電圧(V) (入力電圧幅 V)	出力電圧(V)	出力電流(mA)	効率(%)	負荷変動率	リップルノイズ
4A5DL-2405	24 (9-36)	5	1000	83	±0.6% max	50mVp-p max
4A5DL-2409		9	556	83		
4A5DL-2412		12	420	84		
4A5DL-2415		15	340	85		



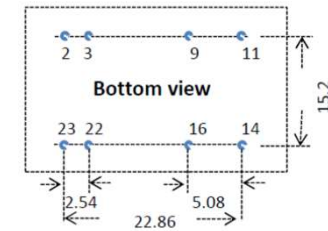
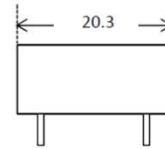
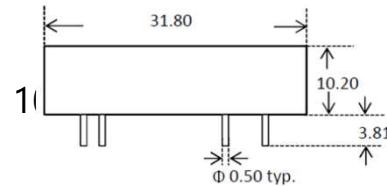
## ピン配置:A Pinning

<b>Pin</b>	<b>1</b>	<b>2</b>	<b>3</b>	<b>4</b>	<b>5</b>	<b>6</b>	<b>7</b>	<b>8</b>	<b>9</b>	<b>10</b>	<b>11</b>	<b>12</b>
<b>Single</b>	No pin	-Vin	-Vin	No pin	No pin	No pin	No pin	No pin	NC	No pin	NC	No pin
<b>Pin</b>	<b>13</b>	<b>14</b>	<b>15</b>	<b>16</b>	<b>17</b>	<b>18</b>	<b>19</b>	<b>20</b>	<b>21</b>	<b>22</b>	<b>23</b>	<b>24</b>
<b>Single</b>	No pin	+Vout	No pin	-Vout	No pin	No pin	No pin	No pin	No pin	+Vin	+Vin	No pin

# 4:1 Input Range 4A5DL Series

5Watt DIP24 Package Dual Output, 2kVDC Isolation, Operating Temp. -40to +105°C

型名	入力電圧(V) (入力電圧幅 V)	出力電圧(V)	出力電流(mA)	効率(%)	負荷変動率	リップルノイズ
4A5DL-2405D	24 (9-36)	±5	±500	83	±0.6% max	50mVp-p max
4A5DL-2409D		±9	±278	83		
4A5DL-2412D		±12	±210	85		
4A5DL-2415D		±15	±170	85		



## ピン配置:A Pinning

<b>Pin</b>	<b>1</b>	<b>2</b>	<b>3</b>	<b>4</b>	<b>5</b>	<b>6</b>	<b>7</b>	<b>8</b>	<b>9</b>	<b>10</b>	<b>11</b>	<b>12</b>
<b>Dual</b>	No pin	-Vin	-Vin	No pin	No pin	No pin	No pin	No pin	NC	No pin	-Vout	No pin
<b>Pin</b>	<b>13</b>	<b>14</b>	<b>15</b>	<b>16</b>	<b>17</b>	<b>18</b>	<b>19</b>	<b>20</b>	<b>21</b>	<b>22</b>	<b>23</b>	<b>24</b>
<b>Dual</b>	No pin	+Vout	No pin	COM	No pin	No pin	No pin	No pin	No pin	+Vin	+Vin	No pin